



MANUAL STRAPPING TOOLS


MANUAL NO.13187

SKU:JFESM00053




OPERATION INSTRUCTION


1. Wrap the strapping around the item.



2. Make a small loop at one end and insert it through the plastic buckle.




3. Insert the buckle legs into the loop and fold them down flat.



4. Tighten the strapping by hand.



5. Cut off the excess strapping. Packaging completed.



Contact

Feel free to visit our website: www.ussolid.com

You can email us at service@ussolid.com